

Important remarks

READ THESE INSTRUCTIONS AND WARNINGS CAREFULLY. BE SURE TO UNDERSTAND THESE INSTRUCTIONS AND WARNINGS BEFORE USING THIS GUARDIAN ANGEL.

GUARDIAN ANGEL is not a firearm and does not come under the Weapons Act. However, it may be against the law to possess or own a GUARDIAN ANGEL in some states or jurisdictions. Check with your local police department should you have any questions.

This INSTRUCTION & SAFETY MANUAL should always accompany this GUARDIAN ANGEL and be transferred with it upon change of ownership or when the GUARDIAN ANGEL is loaned or presented to another person. If you have lost this INSTRUCTION & SAFETY MANUAL, please contact us. We will provide you with a new one.

With the novel award winning product GUARDIAN ANGEL, we provide you with increased personal security.



PIEXON USA

8775 Leyland Avenue NW, North Canton OH 44720
Phone: 330 966 2773, Toll Free: 1800 348 7765
Fax: 330 966 2933, Email: office@piexon.com
URL: www.piexon.com

Patents for the Jet Protector Technology are pending. Model deposited. Guardian Angel®, Jet Protector® and Piexon® are registered trademarks of Piexon Ltd. / Switzerland. Any violation of the intellectual properties will be prosecuted. Subject to technical changes. The colors of the product may differ from those of the pictures. All rights reserved. Copyright © Piexon AG 2004. Printed in Switzerland

Safety Instructions and Warnings

GUARDIAN ANGEL is a very effective and reliable non-lethal defensive system. It is designed to launch a skin and eye irritant agent jet to incapacitate a target from safe distance without causing death or permanent injury. However, safe handling of the GUARDIAN ANGEL is your personal responsibility. GUARDIAN ANGEL may be harmful if handled improperly.


Contains 10% Oleoresin Capsicum. Avoid accidental contact with skin and eyes. In case of skin contact, flush with water. In case of eye contact, flush with water for 15 minutes and get medical attention. Keep out of the reach of children. Toxic when inhaled or swallowed, or in contact with the skin; irritates the eyes, respiratory tract and the skin.

Use only for self-defense. Keep the GUARDIAN ANGEL unit ready in dangerous situations. There is a risk of eye injury if used at a distance of less than 2 ft between the nozzle and the assailant's face. Do not expose the unit to temperatures under - 4°F or over + 176°F. Do not press the nozzle against a surface and then pull the trigger. Never throw a loaded unit into a fire. Never stick sharp objects into the nozzle, otherwise the rupture disk will be destroyed and the active substance may be released. Incorrect handling and insufficient maintenance may affect function and safety of your GUARDIAN ANGEL. Read and follow these instructions carefully. Do not use your GUARDIAN ANGEL unless you fully understand these instructions.

The trigger's safety is guaranteed by its resistance (6.6 lb.). Since the trigger is protected by the casing, it is not possible for the unit to be accidentally fired without its direct intentional operation. GUARDIAN ANGEL is made in such a way as to prevent the unintentional firing of the unit in the event of shock or impact corresponding to a drop height of up to 5 ft.

Basic Rules

- **Avoid Dangerous Situations.**
- **Be alert and aware of your environment at all times.**
- **Try to escape from your assailant, if possible, before using the GUARDIAN ANGEL.**
- **Never use the GUARDIAN ANGEL if you think your assailant is armed.**
- **Always carry your GUARDIAN ANGEL with you**
- **Before handling the GUARDIAN ANGEL, understand its operation.**
- **Always have your GUARDIAN ANGEL pointed in a safe direction. Never point at anyone or anything unless intending to use.**
- **Do not allow the GUARDIAN ANGEL to be used by individuals who are not familiar with its safe operation.**
- **GUARDIAN ANGEL is not a toy. Keep under lock and key and away from children. Safe and secure storage is your responsibility!**
- **Do not point the unit at the eyes from a short distance. Keep the safety distance of 2 ft between the nozzle and the assailant's face.**



Warranty

Piexon USA warrants that your GUARDIAN ANGEL unit shall be free from defects in materials and workmanship which arise prior to the expiration date shown on the unit and packaging. The Warranty also includes the flawless operation of the unit within the warranty period as long as the safety instructions are followed. Piexon USA's obligation under this warranty is limited to replacement of the defective unit which is returned to Piexon USA prior to the expiration date shown on the unit and the packaging. Expressly excluded from this warranty are defects caused by faulty handling, misuse or abuse. Piexon USA shall not be liable in all respects for damages caused by resorting to force nor for modifications made by third parties.

Any implied warranties, including those of merchantability or fitness for a particular purpose are excluded. Under no circumstances shall Piexon be responsible for incidental or consequential damages with respect to economic loss or injury to person or property, whether as a result or breach of express or implied warranty, negligence, or otherwise. Piexon will not be responsible for the result of careless handling, unreasonable or illegal use.

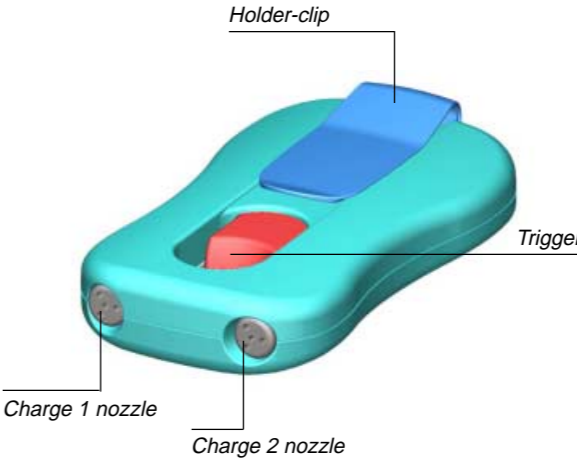
This warranty gives you specific rights, and you may also have other rights which vary from state to state. Please keep the receipt of the purchase as a Warranty Certificate and save the manufacturer's address.

Environment / Disposal

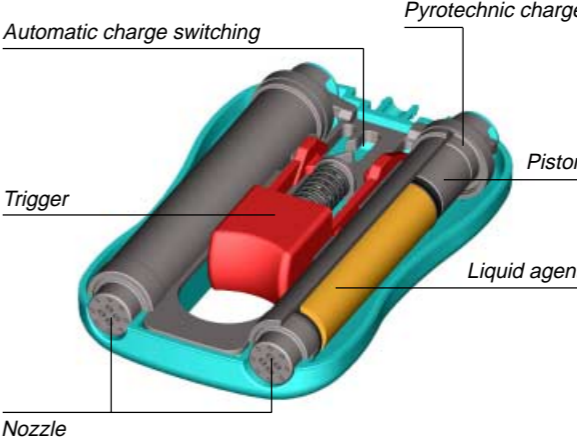
GUARDIAN ANGEL contains no environmentally harmful gas propellant and requires no batteries. On reaching the expiration date of your GUARDIAN ANGEL, we recommend that you practice shooting outdoors with this expired unit, needless to say without aiming at any living creature. Then purchase a new GUARDIAN ANGEL unit. Fired units should not be thrown in the household trash. Fired units should be disposed in a special plastic disposal container.

Product overview

Controls of the JET PROTECTOR



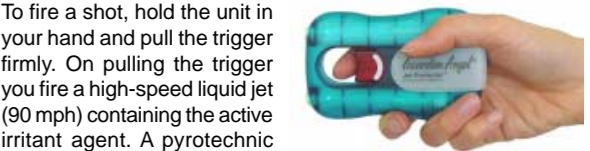
Inside the GUARDIAN ANGEL



Unpacking and Operation

Your GUARDIAN ANGEL has been carefully packaged after stringent testing. The original packaging contains a GUARDIAN ANGEL unit and this Instruction and Safety Manual. Read carefully the directions for use before unpacking. Then take the unit out of the packing. The GUARDIAN ANGEL is ready to use.

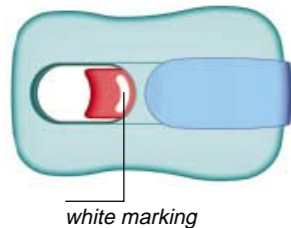
Press the trigger only when you wish to fire the unit. Never play with the trigger to avoid firing a shot inadvertently. To use the unit, aim it at the face of the aggressor (human being or animal) from a distance of about 6 ft and pull the trigger. The range of the unit is 2 - 13 ft. The unit works flawlessly in any position and orientation. The GUARDIAN ANGEL has two charges filled with the liquid irritant.



To fire a shot, hold the unit in your hand and pull the trigger firmly. On pulling the trigger you fire a high-speed liquid jet (90 mph) containing the active irritant agent. A pyrotechnic power drive, which is ignited by pulling the trigger, produces the necessary pressure to accelerate the liquid agent. The power drive of the GUARDIAN ANGEL ensures there is no loss of pressure at the temperature extremes. There is fairly no report and the recoil is minimal.

GUARDIAN ANGEL has the capability of two 6 ml volume shots. Immediately after firing the first shot, let the trigger slide back to its original position. This way, the device changes over automatically from the first chamber to the second. Fire the second shot by pulling the trigger firmly again. GUARDIAN ANGEL has only one control lever - the trigger. This offers the highest degree of operational safety in an emergency. The trigger has a resistance of 6.6 lb. and a marked release point on the trigger prevents unintentional firing. GUARDIAN ANGEL is not reloadable, after two shots it has to be replaced by a new unit.

Check the action-readiness of your GUARDIAN ANGEL. To allow to do so, the unit has a white marking on both sides of the trigger. If these white markings on the trigger are visible outside the casing, the GUARDIAN ANGEL has not yet been used and contains two defense charges ready for use. If the markings on the trigger are concealed by the casing, at least one defense charge has already been fired. Remember that the second charge may still be ready for use.



white marking

GUARDIAN ANGEL has a very reliable operating system, with a failure rate of less than 0,5%. Unlike common pepper sprays, it has no pressurized container, a loss of pressure is impossible. Likewise, GUARDIAN ANGEL is largely independent of temperature fluctuations. GUARDIAN ANGEL operates in any position and orientation. The casing of the unit is not water-proof but the entry of water does not affect its operation. If water ever penetrates the casing, just let the unit dry out completely. In the event that it is accidentally dropped from a height of up to 5 ft, it will not fire and the unit will remain unharmed.

GUARDIAN ANGEL can be used reliably up to a distance of 13 ft. The optimum distance, however, is 8 feet. Thanks to the specially developed shape of the nozzle, the stream spreads out to guarantee a higher degree of accuracy. The main jet has a spread pattern that is approximately 12 inches in diameter at a distance of 13 feet, while the supporting spray has a spray pattern of 8 inches at a distance of 2 feet.



range of GUARDIAN ANGEL

The irritant agent and its effects

Capsaicine or Oleoresin Capsicum (OC) is the extract of the natural Cayenne pepper plant. OC is the most effective irritant agent and is successfully used by professionals (police and armed forces, law enforcement, prisons) as well as by private persons all over the world. OC has been proven superior to CS and CN tear gas in use against persons under the influence of drugs, alcohol or psychotics.

After having fired the GUARDIAN ANGEL the irritant agent becomes effective immediately after having hit the aggressor's face with the liquid jet. The physical impact caused by the liquid jet as well as the inflammatory effects of the OC irritant agent instantly interrupt the forward movement of an aggressor in order that he won't be able to finish his attack. The OC works rapidly as an inflammatory agent to eyes, mucous membranes and respiratory system resulting in temporary blindness, coughing and nausea with extreme discomfort.

The eyes of the suspect will instinctively shut after being hit by the irritant agent. The high velocity of the irritant jet lets the agent penetrate even behind eyeglasses and through face masks (cloth masks and masks with eye openings). The temporary blindness leads to an instant incapacitation of the suspect which lasts for about 10 to 30 minutes. Then the symptoms will disappear with no after-effects.

FIRST AID MEASURES

Remove contact lenses and contaminated clothing. Contaminated clothing should be washed prior to re-wearing to prevent irritation. Flush contaminated area with large amounts of cool water and expose area to fresh air. Do not apply salves, creams, oils or lotions as they can trap the irritant agent against the skin and may prolong recovery. Symptoms disappear in about 45 minutes. If symptoms persist, call a physician immediately.

How to use the GUARDIAN ANGEL

1. In a threatening situation take a step back and find a safe, firm position („Your Power position“).



2. Place your weak arm and your weak leg ahead of you. By raising your weak arm you send a STOP signal towards the assailant and at the same time create an arms length safety distance between you and the assailant. Shout out loud "STOP" to give the assailant the opportunity to move away from you. During this procedure you already have your GUARDIAN ANGEL unit in your strong hand hidden from the assailant such that he doesn't realise that you have a means of self defense.



3. Your outstretched arm also acts as an aiming guide. Create an angle with the thumb and forefinger and adjust this angle such that you frame the assailant's head whilst lining up the thumb horizontally on the assailant's larynx.



4. Draw the GUARDIAN ANGEL unit to the firing position by outstretching your strong

arm and placing the device under your thumb and shoot the first charge.



5. NOTE: It is important that you immediately aim again and shoot the second charge! Leave your GUARDIAN ANGEL unit in the firing position, check where exactly you have hit with your first charge and what the assailant is doing. Take advantage of the moment of surprise, take a step forward towards the assailant and fire the second charge at close range.



6. BE AWARE: Having fired the second charge do not attempt to take care of the assailant, on the contrary take advantage of the time available and move out of the danger zone as quickly as possible and look for help.



Experience shows that success in hitting the target is achieved by holding the GUARDIAN ANGEL in vertical plane (i.e. upright, not flat). Do not place the whole forefinger through the trigger whole, use only the finger end of the forefinger to pull the trigger. Do not put the thumb on the upper edge of the device, on the contrary grip it on the side of the device, in this position the back of the GUARDIAN ANGEL rests firmly in the palm. In this way you reduce the tendency to shoot too high. Pull the trigger in a steady manner in order to prevent the device snatching whilst shooting.



Download the instruction movie under www.jetprotector.com!

Technical Data

Operation mode:	Trigger operated percussion primer, semi-automatic switch-over, pyrotechnic power drive
Length:	4.3 in. (110mm)
Width:	2.7 in. (70 mm)
Height:	0.9 in. (23 mm)
Weight:	4.2 oz. (120 g)
Content:	Two charges filled with irritant agent
Maximum Range:	13 ft (4 meters)
Velocity of jet (V0):	90 mph (40 m/s)
Volume per charge:	6 ml
Irritant agent:	10% OC (Oleoresin Capsicum), with 2% Capsaicinoids
Operating temperature:	-4°F up to +176°F (-20°C up to +80°C)
Trigger resistance:	6.6 lb (3 kg)
System reliability:	99.5%
Drop safety:	drop-proof from heights up to 5 ft (1.5m)
Water resistance:	splash-proof

Guardian Angel® Jet Protector®



Personal Defense Unit

INSTRUCTION & SAFETY MANUAL



CAUTION: SKIN AND EYE IRRITANT
Contains 10% Oleoresin Capsicum. Avoid accidental contact with skin and eyes. In case of skin contact, flush with water. In case of eye contact, flush with water for 15 minutes and get medical attention. Keep out of the reach of children.